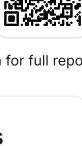



Man

VIN: WMA10SZZXBW158396

Generated on 05/12/2025, 02:12 PM




Scan for full report




Purpose

✓ Looks good




Odometer

✓ Looks good




Legal status

✓ Looks good



Damage

⚠ Needs attention

 +31 **Data sources**
We checked 900+ data sources in 35 countries

Purpose


Was the vehicle used as a taxi, rental, or other service vehicle? Note: such vehicles may be in worse condition than usual!

✓

No issues found

No records of vehicle being used in irregular manner


Here's what we checked:



Taxi

✓ No record found


No evidence of being used as a taxi



Transport

✓ No record found


No evidence of being used as a transport vehicle



Rental

✓ No record found


No evidence of being used as a rental vehicle



Police

✓ No record found


No evidence of being used by police



Demo

✓ No record found

No evidence of being used as a demo vehicle



Driving school vehicle

✓ No record found

No evidence of being used as a driving school vehicle


Theft

Is the vehicle currently marked as stolen? Was it stolen in the past? Has it been recovered?


✓

No issues found


We didn't find any records that the vehicle was stolen.



Note


Police database stolen vehicle check completed in 11 countries:  +5

Here's what we checked:



Currently wanted as stolen

✓ No record found





Stolen in the past


✓ No record found


No past theft records found for this vehicle.


Police database stolen vehicle check completed in:


 United States


 Lithuania


 Italy


 Slovenia


 Romania


 Czechia

 Hungary

 Slovakia


 Canada

 Denmark

 Sweden

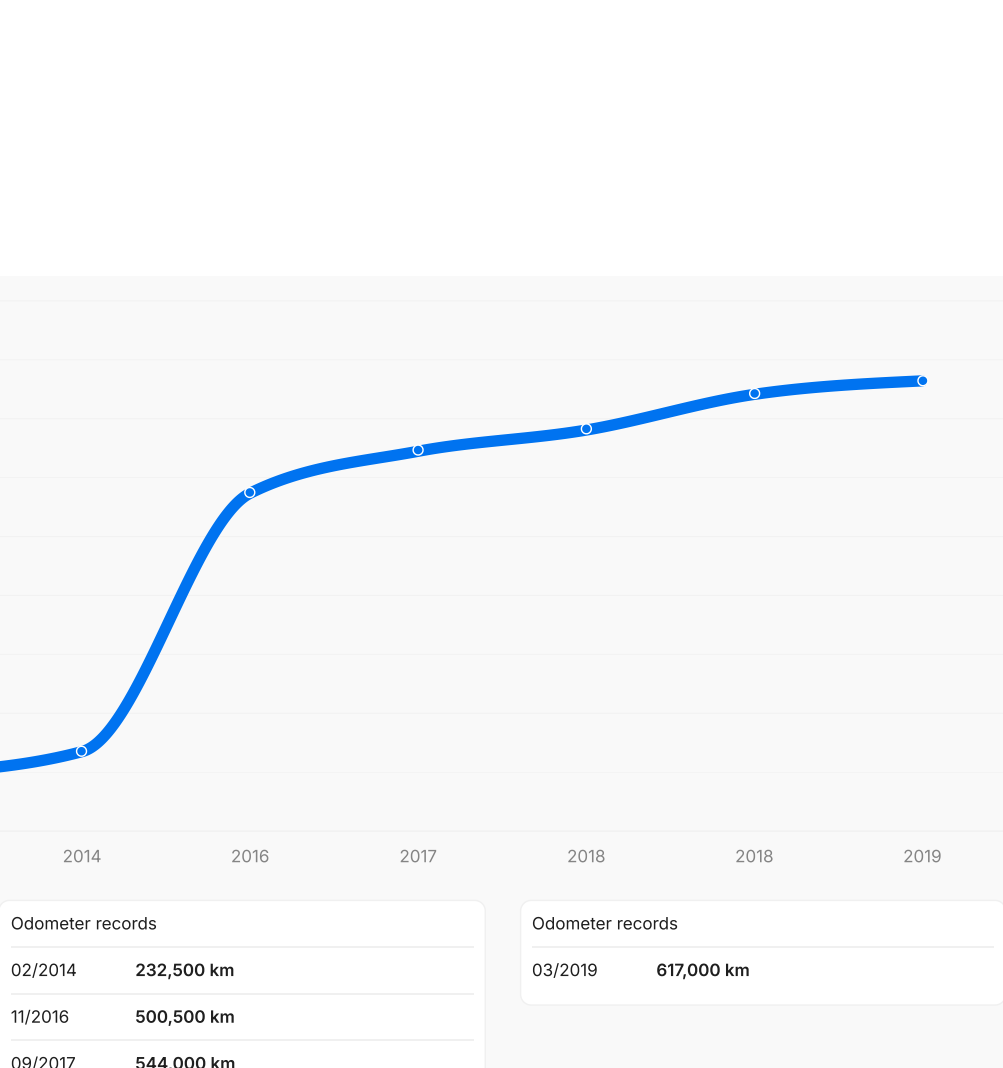
Odometer

Are there signs of mileage rollbacks or discrepancies?



Note

- Last known mileage: 617,000 km
- 6 mileage records found



Odometer records	
02/2014	232,500 km
11/2016	500,500 km
09/2017	544,000 km
02/2018	566,000 km
12/2018	603,000 km

Odometer records	
03/2019	617,000 km

Legal status


Has the vehicle passed technical inspection? Was it marked as scrapped?

✓

No issues found

No records about the legal status of this vehicle were found


Legal



Technical inspection (MOT)

✓ No record found

No technical inspection records found




Scrap

✓ No record found

No record that vehicle was marked as scrapped


Damage

This section helps you understand whether the vehicle was damaged or inspected for damage, along with recorded cost estimates (if available).



Beware

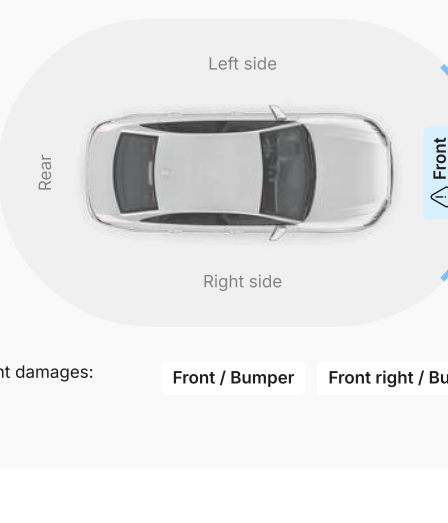
We found 5 records for this vehicle



Note

Mild damages normally won't impact a vehicle's safety or leave structural issues

Damage records




Front damages:

Front / Bumper

Front right / Bumper

11/2016



Assessment

Sides affected

Front

Estimated Repair Cost

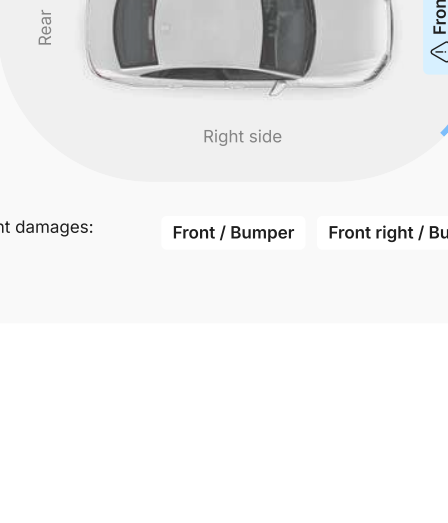
€1,501 – €3,000

Possible Cause

DMVR/Material damage true value

Description

-




Front damages:

Front / Bumper

Front right / Bumper

09/2017



Assessment

Sides affected

Front

Estimated Repair Cost

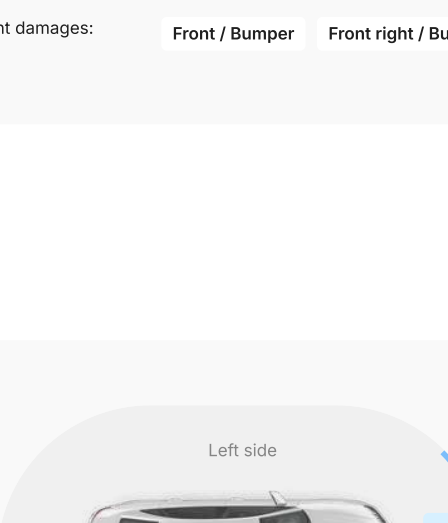
€1,501 – €3,000

Possible Cause

DMVR/Material damage true value

Description

-




Front damages:

Front / Bumper

Front left / Bumper

02/2018



Assessment

Sides affected

Front

Estimated Repair Cost

€0 – €500

Possible Cause

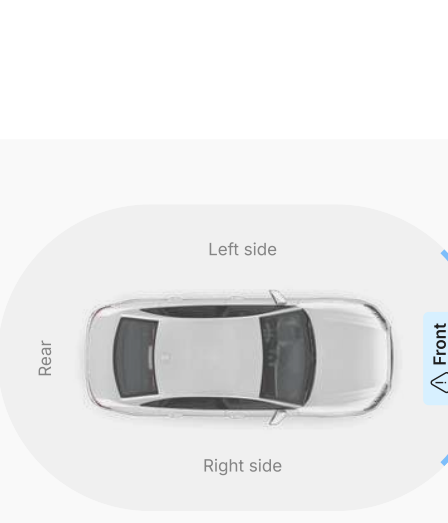
Glass damage

Description

The value of damage to the vehicle's glass.

Damage Groups

Glass




Front damages:

Front / Bumper

Front left / Bumper

12/2018



Assessment

Sides affected

Front

Estimated Repair Cost

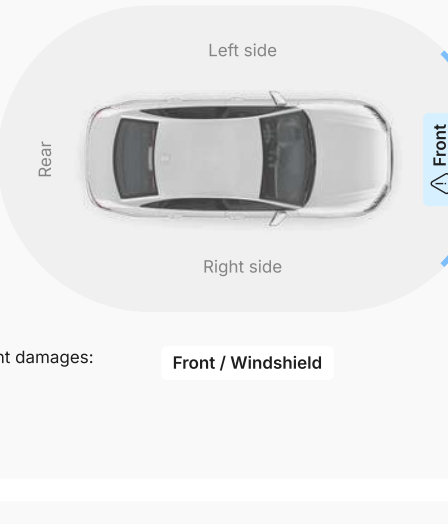
€1,501 – €3,000

Possible Cause

DMVR/Material damage true value

Description

-




Front damages:

Front / Bumper

Front left / Bumper

03/2019



Assessment

Sides affected

Front

Estimated Repair Cost

€1,501 – €3,000

Possible Cause

DMVR/Material damage true value

Description

-

Disclaimer: Most damage records are related to accidents, but that's not always the case. Some records come from other sources like body shops, damage claims, auctions, or vehicle inspections. These records show that the vehicle's condition was assessed, even if it wasn't due to an accident.

Damage Glossary
Assessment
Assessment is the process of evaluating the extent of damage to a vehicle. It involves inspecting the vehicle to determine what repairs are needed, estimating the costs, and deciding whether the vehicle is repairable or considered a total loss.
Estimated Repair Cost
Once an incident related to a vehicle is assessed, damage data providers calculate the repair cost and present it in the currency of the country where the damage was evaluated. Therefore, this may not align with your expectations. The reasons for this may include:

- The country or state where damage to the vehicle was assessed may have higher/lower servicing costs compared to your country (spare part prices and labor prices differ between countries)
- The cost is calculated for repairs at an official service station (which is typically on the expensive end)

Natural disasters

Has the vehicle's location been recorded in the area of a natural disaster?


✓

No issues found

Vehicle's location was not recorded in the area of a natural disaster

Specs


What specs and equipment are on record for this vehicle?



Note

Check whether the specs and equipment of this vehicle match the facts given by the seller.

Identification and technical specifications



Make


Man


Timeline

5 records found

The timeline of records for this vehicle

11/2016







Assessment detected

⚠

We have indications that this vehicle underwent an assessment in this country (or state). Please refer to the "Damage" section for detailed information.

09/2017







Assessment detected

⚠

We have indications that this vehicle underwent an assessment in this country (or state). Please refer to the "Damage" section for detailed information.

02/2018







Assessment detected

⚠

We have indications that this vehicle underwent an assessment in this country (or state). Please refer to the "Damage" section for detailed information.

12/2018







Assessment detected

⚠

We have indications that this vehicle underwent an assessment in this country (or state). Please refer to the "Damage" section for detailed information.

03/2019






Assessment detected

⚠

We have indications that this vehicle underwent an assessment in this country (or state). Please refer to the "Damage" section for detailed information.

 +31 **Data sources**
We checked 900+ data sources in 35 countries